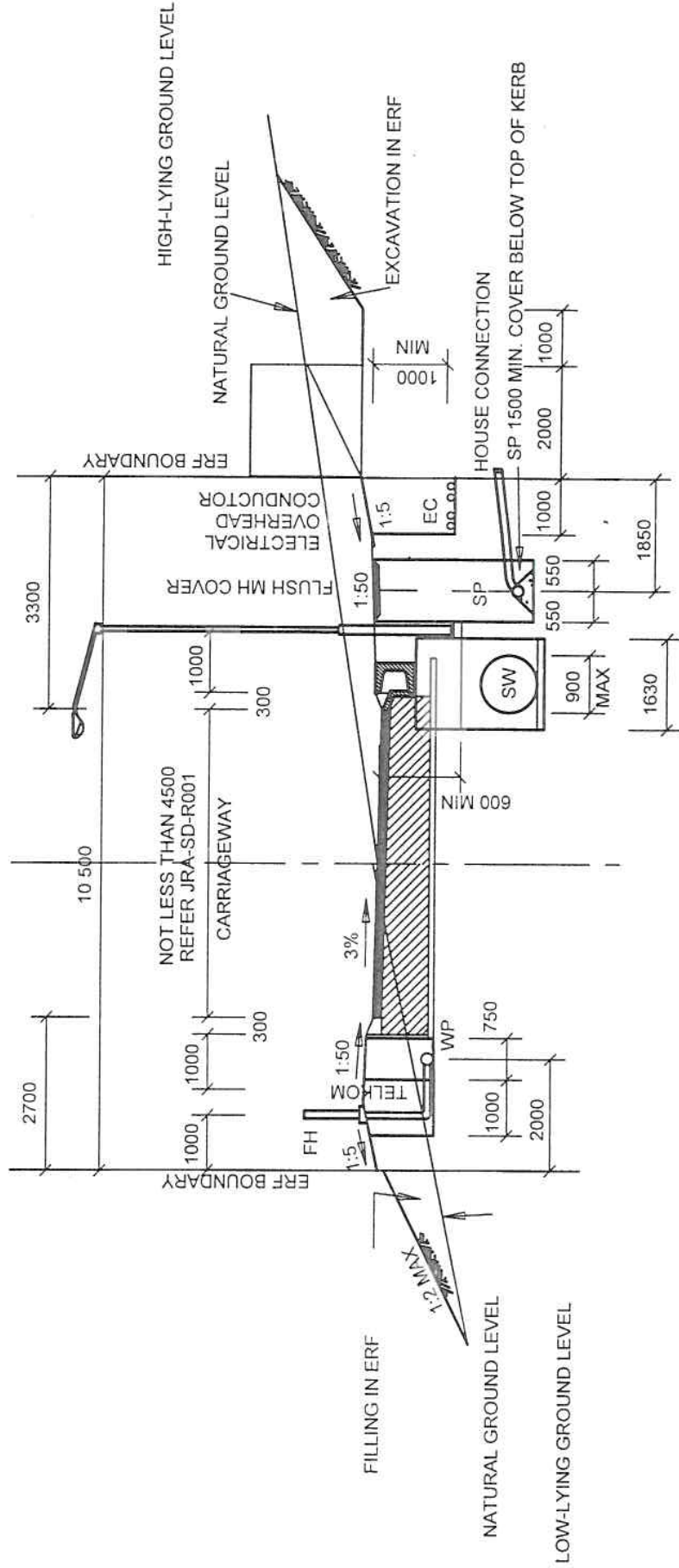


LEGEND

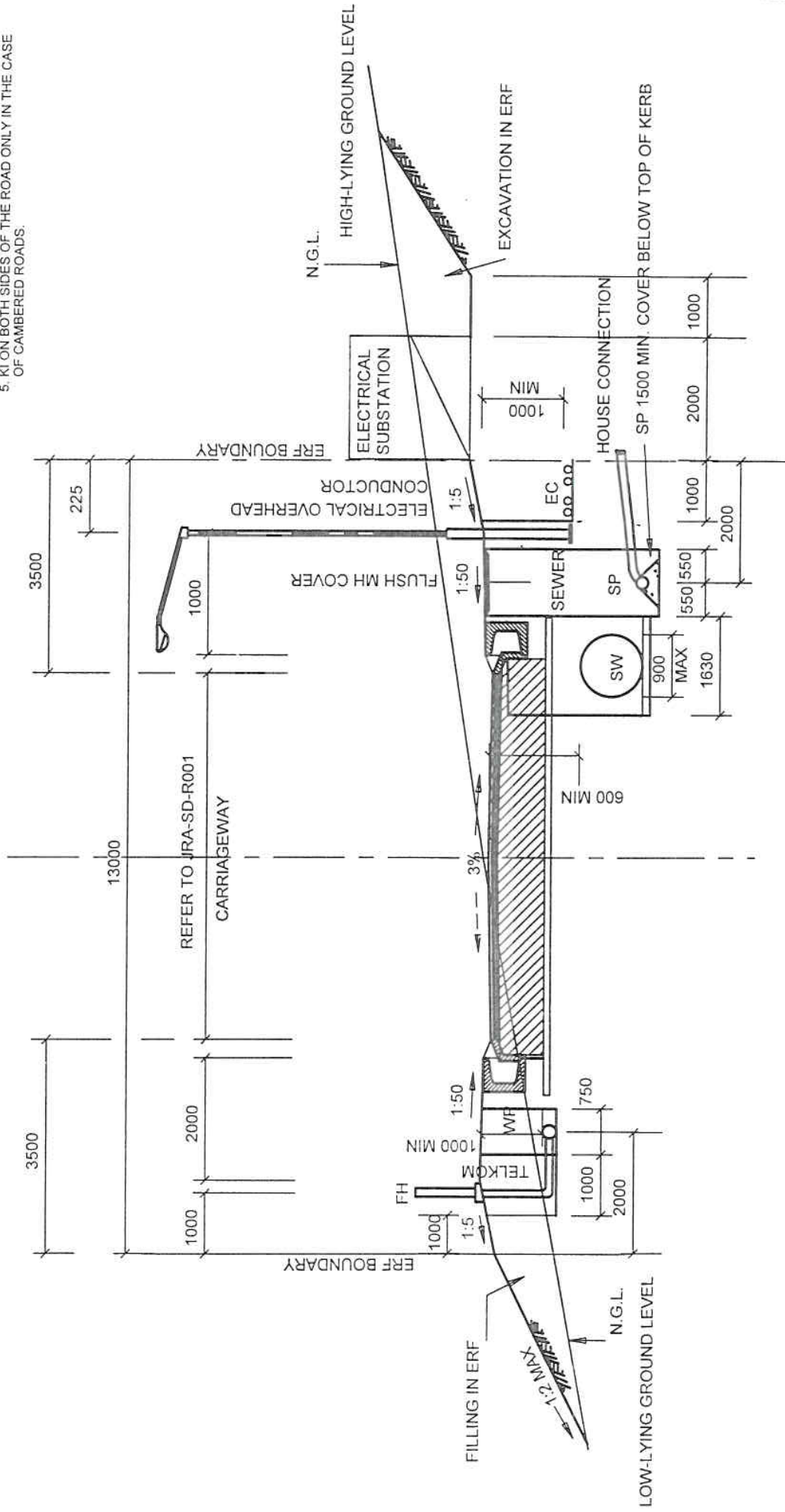
- EC - ELECTRICAL CABLE
- SW - STORMWATER
- FH - FIRE HYDRANT
- WP - WATER PIPE
- SP - SEWER PIPE
- PT - TELKOM

1. ALL SLEEVES TO BE INSTALLED TO 1000mm BACK OF KERBING.
2. TREES AND LAMP POLES ALTERNATE AT 15m.
3. THE STRENGTH OF ALL PIPES ARE TO BE DETERMINED USING CLASS B BEDDING OR BETTER AND SPECIFIED AS EITHER 50 D, 75 D OR 100 D.
4. ALL SERVICES TO BE AS SHALLOW AS POSSIBLE BUT NOT TO HAVE COVER LESS THAN 600mm. DEPTH TO BE TO THE SPECIFICATION OF THE RELEVANT SERVICE PROVIDER.



LEGEND
 EC - ELECTRICAL CABLE
 SW - STORMWATER
 WP - WATER PIPE
 FH - FIRE HYDRANT
 SP - SEWER PIPE
 PT - TELKOM

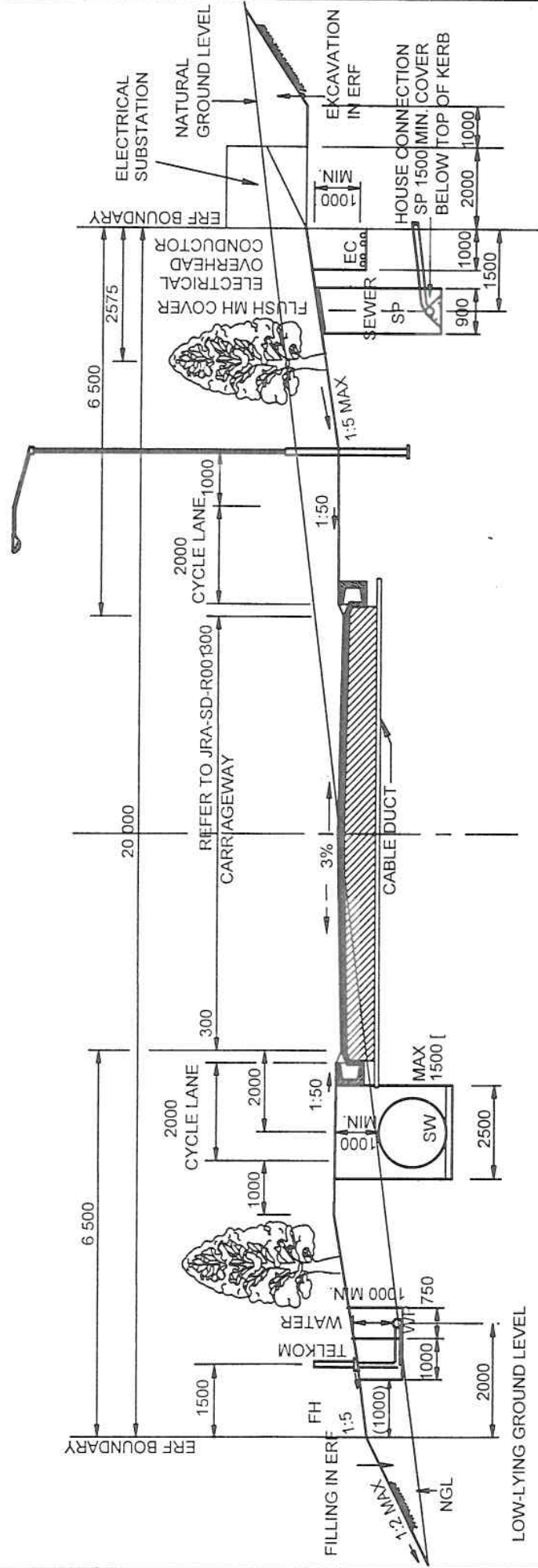
1. ALL SLEEVES TO BE INSTALLED TO 1000mm BACK OF KERBING.
2. TREES AND LAMP POLES ALTERNATE AT 15m.
3. THE STRENGTH OF ALL PIPES ARE TO BE DETERMINED USING CLASS B BEDDING OR BETTER AND SPECIFIED AS EITHER 50 D, 75D or 100D BUT NOT TO HAVE COVER LESS THAN 600mm. DEPTH TO BE TO THE SPECIFICATION OF THE RELEVANT SERVICE PROVIDER.
5. KI ON BOTH SIDES OF THE ROAD ONLY IN THE CASE OF CAMBERED ROADS.



LEGEND :

EC - ELECTRICAL CABLE
SW - STORMWATER
FH - FIRE HYDRANT
WP - WATER PIPE
SP - SEWER PIPE
PT - TELKOM

1. ALL SLEEVES TO BE INSTALLED TO 1000mm BACK OF KERBING.
2. TREES AND LAMP POLES ALTERNATE AT 15m.
3. THE STRENGTH OF ALL PIPES ARE TO BE DETERMINED USING CLASS B BEDDING OR BETTER AND SPECIFIED AS EITHER 50 D, 75D OR 100D.
4. BUT NOT TO HAVE COVER LESS THAN 600mm. DEPTH TO BE TO THE SPECIFICATION OF THE RELEVANT SERVICE PROVIDER.
5. KI ON BOTH SIDES OF THE ROAD ONLY IN THE CASE OF CAMBERED ROADS.
6. MINIATURE SUBSTATIONS ARE PLACED IN SERVITUDE ADJACENT TO ROAD RESERVE UNLESS PROBLEM THEN ON SIDEWALK ONLY IF WIDER THAN 4.5m



LEGEND	
EC	- ELECTRICAL CABLE
SW	- STORMWATER
FH	- FIRE HYDRANT
WP	- WATER PIPE
SP	- SEWER PIPE
PT	- TELKOM

1. ALL SLEEVES TO BE INSTALLED TO 1000mm BACK OF KERBING.
2. TREES AND LAMP POLES ALTERNATE AT 15m.
3. THE STRENGTH OF ALL PIPES ARE TO BE DETERMINED USING CLASS B BEDDING OR BETTER AND SPECIFIED AS EITHER 50 D, 75D or 100D BUT NOT TO HAVE COVER LESS THAN 600mm. DEPTH TO BE TO THE SPECIFICATION OF THE RELEVANT SERVICE PROVIDER.
5. KI ON BOTH SIDES OF THE ROAD ONLY IN THE CASE OF CAMBERED ROADS.
6. MINIATURE SUBSTATIONS ARE PLACED IN SERVITUDE ADJACENT TO ROAD RESERVE UNLESS PROBLEM THEN ON SIDEWALK ONLY IF WIDER THAN 4.5m

